


Product Information

S7-Panel-PLC

PC709P



(valid from PLC version PC709P-xxx-03)

Description

Panel-PLC with TFT-colour touch panel

- **PC709P** 7" TFT
(800x480 Pixel/ WVGA)

Standard configuration:

- **RS232 with**
 - free ASCII-protocol
- **RS485 with**
 - free ASCII-protocol
 - Modbus RTU
 - with switchable terminate resistors for RS485
- **Ethernet with**
 - RFC1006,
 - Send/ Receive via TCP and UDP,
 - Modbus TCP

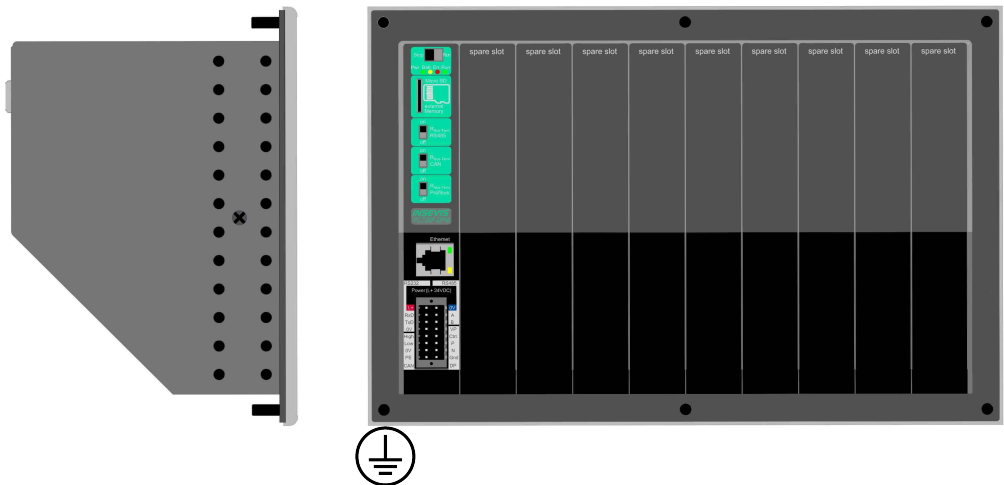


Figure above: Panel-PLCs PC709P, rear view and view from the side

- **CAN with**
 - protocol compatible to CANopen®
 - layer2-communication
 - with switchable terminate resistors for CAN

- **Micro-SD-slot**
 - for SD-cards up to 8 GByte

Run/Stop-switch

- **Status LEDs** for Power, Battery, Error, Run
- **Inserting stripes** for Logo and identification (thereby customized adaption possible easy)

optional configuration:

- (optional)
- **Profibus DP-Master**
- **Profibus DP-Slave**
- with switchable terminate resistors for Profibus

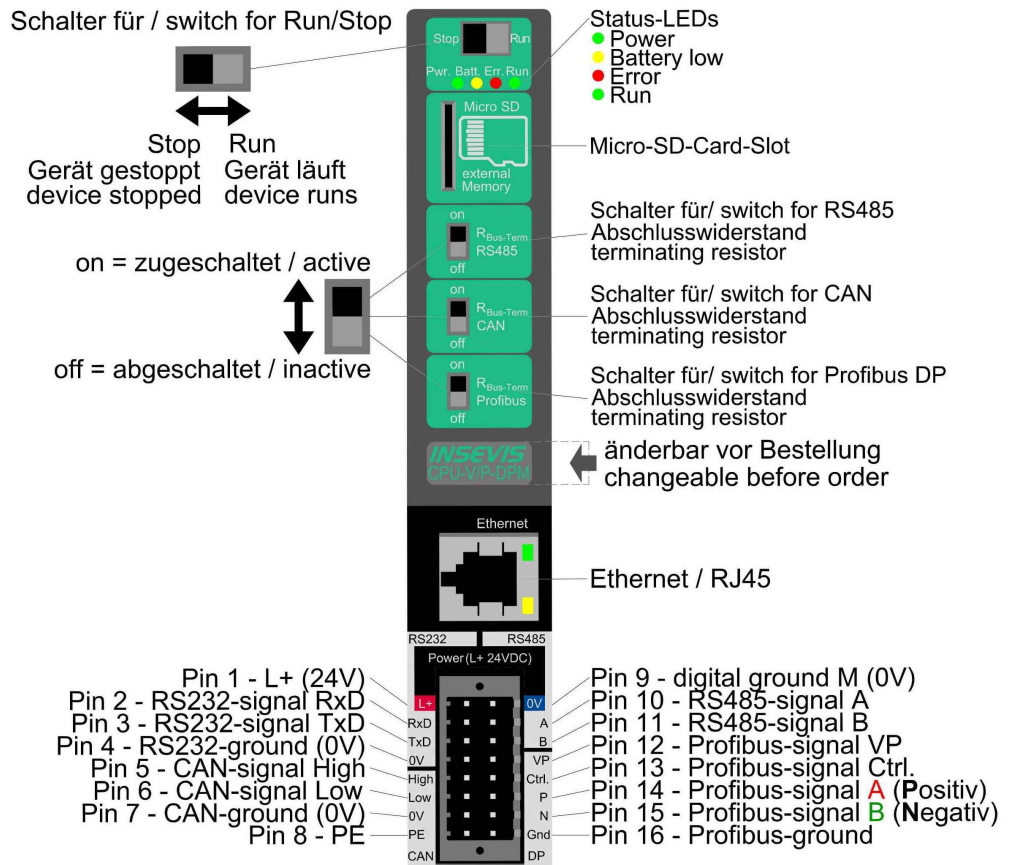


Figure above: Identification of all CPUs of all Panel-PLCs basic devices with CPUs ValueLine or PowerLine and with Profibus DP Master

Technical data	Device
Dimensions W x H x D (mm) Cut out W x H (mm) Weight	182 x 140 x 95 163 x 118 ca. 800 g
Operating temperature range Storage temperature range	-20°C ... +60°C (without condensation) -30°C ... +80°C
IP-protection class front panel rear side	IP65 IP41
Connection technology	unlockable connector with self-lock and 2 lift-arms (cage clamp technology) for cross section up to max. 1mm ²
Load voltage L+	24V DC (11 V ... 30V DC)
Current consumption Power dissipation	100mA ... 750mA 3W(typ.) 10W(max.)
Start-up current	< 3A
Diagonal of display (inch) Display resolution (pixel)	7" (178mm) 800x480 Pixel (WVGA)
Display unit Operating unit	TFT display with 16Bit colours analog resistive touch screen
Visualization software Reference unit	VisuStage PC700
Technical data	CPU
CPU-Typ	PowerLine (PC709P)
Working memory = battery backed load memory Diagnostic buffer	640kB, thereof 384 kByte remanent data 100 messages (all remanent)
Flash internal for visualization external memory card	24 MByte Micro SD, up to max. 8 GByte (not necessary for operation)
OB, FC, FB, DB Lokal data Number of inputs and outputs Process image Number of Merkerbytes Number of Taktmerker Number of timer, counter Depth of nesting	each 1.024 32kByte (2kByte per block) in each case 2.048 Byte (16.384 Bit) adressable in each case 2.048 Byte (default set is 128 Byte) 2.048 (remanence adjustable, default set is 0..15) 8 (1 Merkerbyte) in each case 256 (each remanence adjustable einstellbar, default set is 0) up to 16 code blocks
Real-time clock elapsed hour counter	yes (accumulator-backed hardware clock) 1 (32Bit, resolution 1h)
Program language Program system	STEP 7® - AWL, KOP, FUP, S7-SCL, S7-Graph from SIEMENS SIMATIC® Manager from SIEMENS or kompatible products
Operating system Program unit to reference	compatible to S7-300® from SIEMENS CPU 315-2PN DP
Seriell interfaces (protocols)	COM1: RS 232 (free ASCII) COM2: RS 485 (free ASCII, Modbus-RTU)
Ethernet (protocols)	Ethernet: 10/100 Mbit with CP343 functionality (RFC1006, TCP, UDP, Modbus-TCP)
CAN (protocols)	CAN-Telegramms (Layer 2), kompatible to CANopen® MasterSlave 10 kBaud ... 1 MBaud
Profibus (protocols)	Profibus DP V0 master/ slave 9,6kBaud ... 12 MBaud
Onboard periphery	7 free slots for INSEVIS periphery modules
Decentral periphery	- INSEVIS- Periphery (with automatic configuration via „ConfigStage“) - all CANopen® slaves according to DS401 - all Profibus DP-V0-slaves - diverse external periphery families

Control panel cut out

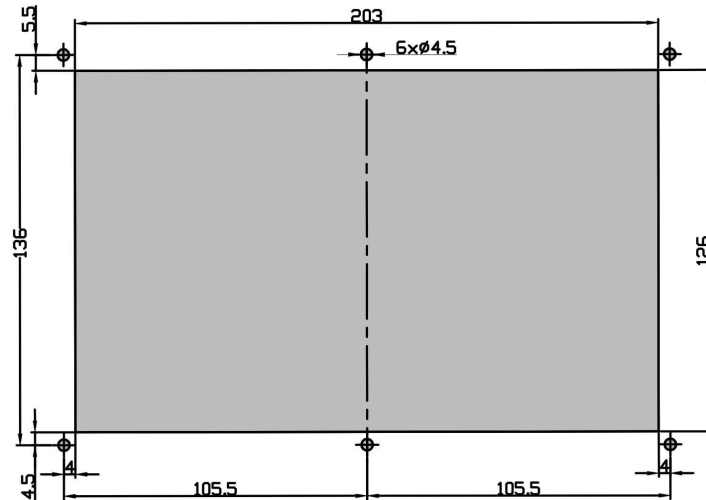
Dimensions

Cut out
W x H (mm) 163 x 118
6 holes with D 4,5mm

Mounting depth
ca. 95mm max.

Wiring outlet
- 45° to the bottom
rear view and
horizontal mounting)

- 45° to the left
(rear view and
vertical mounting)



Documentation and samples



Internet: www.insevis.de

Box: Products / Panel-PLC
Download: TI-PC xxxx.pdf

Box: Documentation
Download: Manual Panel-PLC.pdf



Internet: www.insevis.de

Box: Service
Panel-PLC

INSEVIS provides sample programs for each function, well documented for free download

Ordering data devices

Identification	Standard	with Profibus DP Master	with Profibus DP Slave
S7-Panel-SPS PC709P	PC709P-0-03	PC709P-DPM-03	PC709P-DPS-03

Ordering data accessoires

Identification / Order-No.	Identification / Order-No.
Periphery module DI16 / PM-DI16-02	Periphery module AI8O2 / PM-AI8O2-02
Periphery module DIO16 / PM-DIO16-02	Periphery module AI4O4 / PM-AI8O2-02
Periphery module DO-4R / PM-DO4R-02	Periphery module PT8O2 / PM-AI8O2PT-02
Functional module DIO8-Z (configuration on request)	
Connector 2x8pin (for PLC) / E-CON16-00	VA- Drill jig for 7"-devices, stainless steel / E-DRL70-00
Connector 2x10pin (for PM/FM) / E-CON20-00	Mounting set for 5,7" / 7"-devices * / E-MNT57-00 (PU10 pcs.)
Connector 1x8pin (for DO4R) / E-CON8-00	Shield cable support for PC709 / E-CONPEP9-00
Micro SD-card 1GB (external memory) / E-MSD1-00	Micro SD-card 4GB (external memory) / E-MSD4-00
Micro SD-card 2GB (external memory) / E-MSD2-00	Micro SD-card 8GB (external memory) / E-MSD8-00
3D-doming label with custom logo for front side (PU100 pcs.)	Inserting stripe V for logo and identification for rear side (PU100 pcs.)
OEM-Firmware with customized logo included / SW-BS-OEM	Profibus-adapter for 12MBaud-nets / E-AD-DP12

* (part of the first delivery already)

Copyright

This and all other documentation and software, supplied or hosted on INSEVIS web sites to download are copyrighted. Any duplicating of these data in any way without express approval by INSEVIS GmbH is not permitted.

All property and copy rights of these documentation and software and every copy of it are reserved to INSEVIS GmbH.

Trade Marks

INSEVIS refers that all trade marks of particular companies used in own documentation as e.g.

- STEP®, SIMATIC® and other as reserved trade mark of SIEMENS AG.

- CANopen® and other as reserved trade mark of CAN in Automation eG

and more reserved trade marks are property of the particular owners and are subjected to common protection of trade marks.

Disclaimer

All technical details in this documentation were created by INSEVIS with highest diligence. Anyhow mistakes could not be excluded, so no responsibility is taken by INSEVIS for the complete correctness of this information. This documentation will reviewed regularly and necessary corrections will be done in next version. With publication of this catalog all other versions are no longer valid.